








AGENDA
Wednesday November 13, 2024 Meeting
Schedule 2 Employers' Group
9AM-12PM

Location (Hybrid): **Zoom or In-Person Attendance** 20 Toronto
St, 2nd Floor, Toronto, ON

Webinar URL: <https://obameet.zoom.us/j/64133605406>

- | | |
|---------------|--|
| 9:00 – 9:10 | Introductions and comments from Chair |
| 9:10 – 9:25 | PSHSA Prevention Plans Project
 Jackie Sam (Program Manager) |
| 9:25 – 9:45 | WSIB Service Delivery Pilot Program Outcome Updates
 Kendra Holliday-Bryant (Project Director)
 Darren Keen (Senior Director, Case Management) |
| 9:45 – 10:05 | WSIB Health Services Update
 Jessica Faran (Senior Director, Health Services) |
| 10:05 – 10:25 | WSIB Appeals Services Division – ITO Dispute Resolution Feedback
 Joe Fatigati (Director, Case Management) |
| 10:25 – 10:35 | WSIB Policy Change – Short Term Earnings
 Sonia Arruda (Stakeholder Relations Manager) |
| 10:35 – 10:50 | WSIB Employer Services Focus Group Update
 TBD |
| 10:50– 11:00 | Break |

Employer Meeting (11:00 – 12:00)

1. Open Discussion on Service Delivery Pilot Insights
2. Conference Update
3. Membership Update
4. Executive Updates
5. Other Business

Next Meeting: Wednesday February 12, 2025, 9am-noon

Schedule 2 Employers Group
Wednesday November 13, 2024
9:00 am – 12:00 pm

Webinar URL: <https://obameet.zoom.us/j/64133605406>

Requirements:

- Webcam
- Computer (PC or Mac)
- Internet connection (high-speed)
- Zoom desktop client (<https://www.zoom.us/client/latest/ZoomInstaller.exe>)

Pre-Test

At least one day prior to your meeting, test your system by going to zoom.us/test Ensure your video is working and that your audio connects.

Step 1: Connect to Event

If you are prompted to start a meeting, select “Start with Video”, however in many cases with the direct link you will by-pass this page and go directly into the event where you will be promoted to connect audio.



Start with video

Step 2: Connect Audio

We recommend you use Join by Computer when ask to join the audio conference. You will need to click on the green “Join Audio Conference by Computer” button in the window that pops up.

Join Audio Conference by Computer

Back up dial in number:

Dial: +1 647 374 4685 or + 1 833-958-1164 (Toll Free)

Meeting ID: 641 3360 5406

PIN: provided by Zoom Desktop Application, After Selecting Join by Phone

A screenshot of the Zoom audio join interface. At the top, it asks 'How do you want to join the audio conference?' with two tabs: 'Join by Phone' (selected) and 'Join by Computer'. Below the tabs, there is a dropdown menu showing a Canadian flag, followed by 'Dial: +1 647 558 0588'. At the bottom, there are two rows of text: 'Meeting ? 3932' and 'Participa ?'.

Step 3: Say hello

You're all done, just make sure everyone can hear and see you. Wave and say hello!

Problems?

If you can't get into the video conference call your facilitator (number is listed on your task groups key details document)

Help

You can also contact Zoom support at through online chat at zoom.us by clicking the blue Help button in the bottom right corner.